



	a	b	c	d	e	f	g	r
A	600	400	10	30	70	100C	60	50
B	900	600	10	30	105	150C	90	50
C	1200	800	15	45	140	200C	120	100

Colour Legend

	Retroreflective yellow
	Black

Notes

1. This sign may be used instead of distance supplementary plate G9-78 when used only in conjunction with W4-9.
2. For use at roundabouts, see page 2.



**Queensland
Government**

Department of Transport and Main Roads
Infrastructure Management & Delivery Division

Designed
TV 09/11

Checked
JP 12/22

Scale
Not to Scale

SUPPLEMENTARY PLATE "AFTER SIGNALS"

APPROVED AS OFFICIAL TRAFFIC SIGN

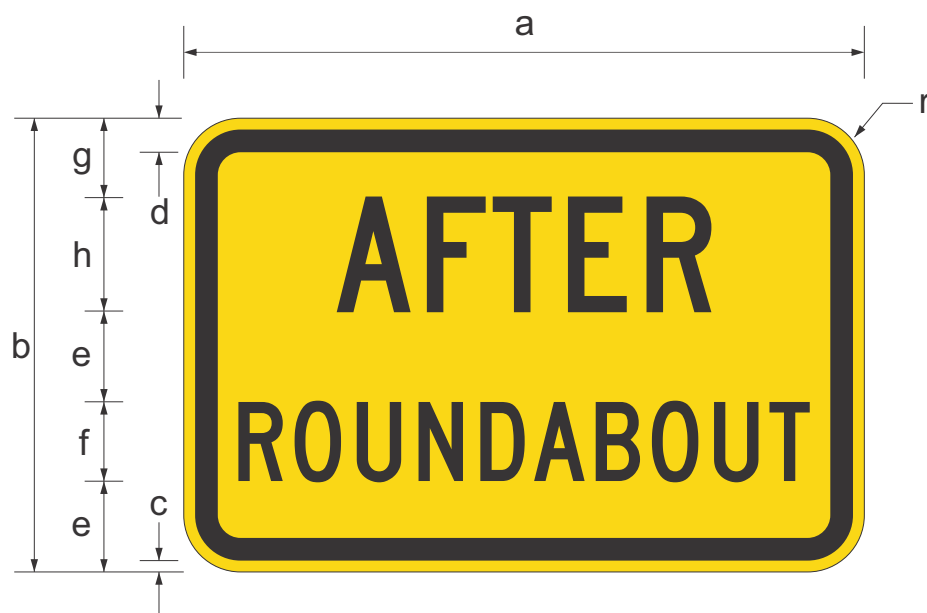
PRINCIPAL ENGINEER
(Traffic Engineering Practice)

19/12/22
Date

TC1840_1



Page 1 of 2

<input checked="" type="checkbox"/>	<input checked="" type="checkbox"/>	<input checked="" type="checkbox"/>	<input type="checkbox"/>	<input type="checkbox"/>
-------------------------------------	-------------------------------------	-------------------------------------	--------------------------	--------------------------



	a	b	c	d	e	f	g	h	r
A	600	400	10	30	80	70C	70	100C	50
B	900	600	10	30	120	105C	105	150C	50
C	1200	800	15	45	160	140C	140	200C	100

Colour Legend

	Retroreflective yellow
	Black

Notes

1. This sign may be used instead of distance supplementary plate G9-78 when used only in conjunction with W4-9.
2. For use at traffic signals, see page 1.



**Queensland
Government**

Department of Transport and Main Roads
Infrastructure Management & Delivery Division

Designed
TV 09/11

Checked
JP 12/22

Scale
Not to Scale

SUPPLEMENTARY PLATE "AFTER ROUNDABOUT"

APPROVED AS OFFICIAL TRAFFIC SIGN


PRINCIPAL ENGINEER
(Traffic Engineering Practice)

19/12/22
Date

TC1840_2
Page 2 of 2

A	B	C		
---	---	---	--	--